



Annual Summary: 1 Jan AD 2019 – 31 Dec AD 2019

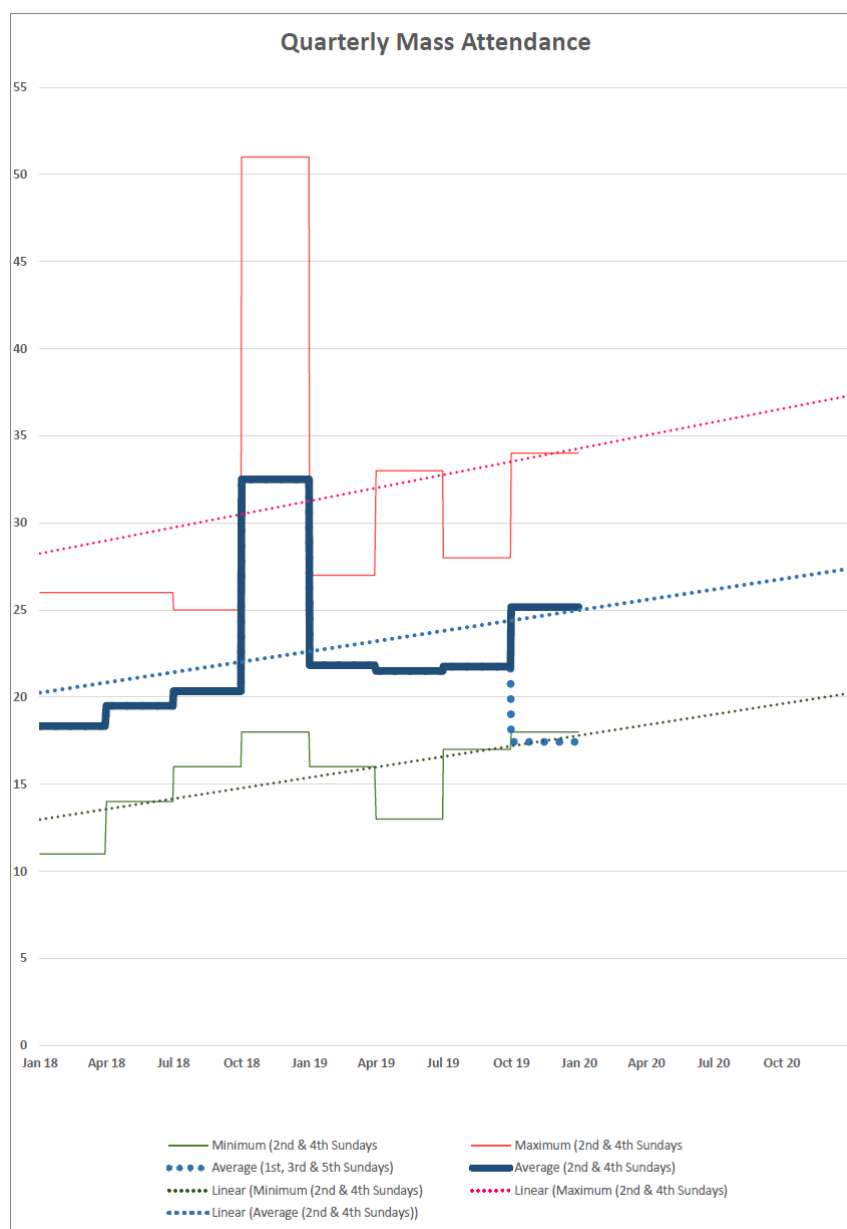
1 January AD 2020

Latin Mass Community

Average Mass attendance (including Schola and servers) over our second year at St Wulstan's has continued to grow, albeit slowly. Mass was offered twice monthly for most of the year but has been offered weekly since September. For consistency the attendance figures (quarterly minimum, average, and maximum) are illustrated essentially for 2nd and 4th Sundays. The *thick dotted blue* line in the last quarter of AD 2018 however additionally shows the average attendance across 1st, 3rd, and 5th Sundays since September. Overall then this confirms continued growth in attendance at the well-established 2nd and 4th Sunday Masses whilst the recently added Sundays lag a little way behind, though not unlike our starting numbers in 2018.

The Extraordinary Malvern emailing list now has 75 recipients representing 99 individuals including spouses and children. We also continue to welcome many occasional visitors who are always appreciative of being able to attend Mass in the Extraordinary Form in Little Malvern.

We currently have pools of 6 altar servers and 11 singers – thank you for all your support throughout the year! – but would always welcome more.



I am quietly optimistic that now that we are more firmly established at St Wulstan's and that our presence there is more widely known that our regular attendance numbers will grow still further over the coming year, *Deo volente*.

Clergy

I should like firstly to thank Dom Jonathan Rollinson OSB for his tireless support throughout the year. Without his help we would not be where we are today. Thanks also to Can. Scott Smith ICKSP & Fr Anselm Gribbin who have kindly given up many of their Sunday afternoons since September to ensure we can have Mass every Sunday; and of course to Fr George Grynowski and Fr Paul Lester CO who have very kindly filled occasional gaps which appear in the schedule. Last but not least thanks are due too to Dom Edward Crouzet OSB, parish priest of St Wulstan's, for his support not only in allowing us the use of the parish church and hall but also for his gentle encouragement to increase Mass frequency to weekly. Please remember all our priests in your prayers throughout the year.

Finances

Our local finances are handled in accordance with the Latin Mass Society's (LMS) guidelines.

Income

Our only source of income is the Sunday offertory collections. As you will see from the numbers below these have left us in healthy position at the end of our second year. Thank you for your generosity.

Contribution to Latin Mass Society

Early in the financial year (1 Jan – 31 Dec) local balances over £300 from the previous year are remitted to LMS Head Office. This helps support Head Office and supports less well-off Traditional Latin Mass communities across England and Wales. I am pleased to report that our contribution in January will be approximately **£950**.

Running costs

The basic Mass stipend offered is £30 plus expenses. A contribution of £20 per Mass is also made to St Wulstan's to cover their overhead costs which our Masses incur: heating, lighting, candles, incense, altar wine, etc.

Capital expenditure

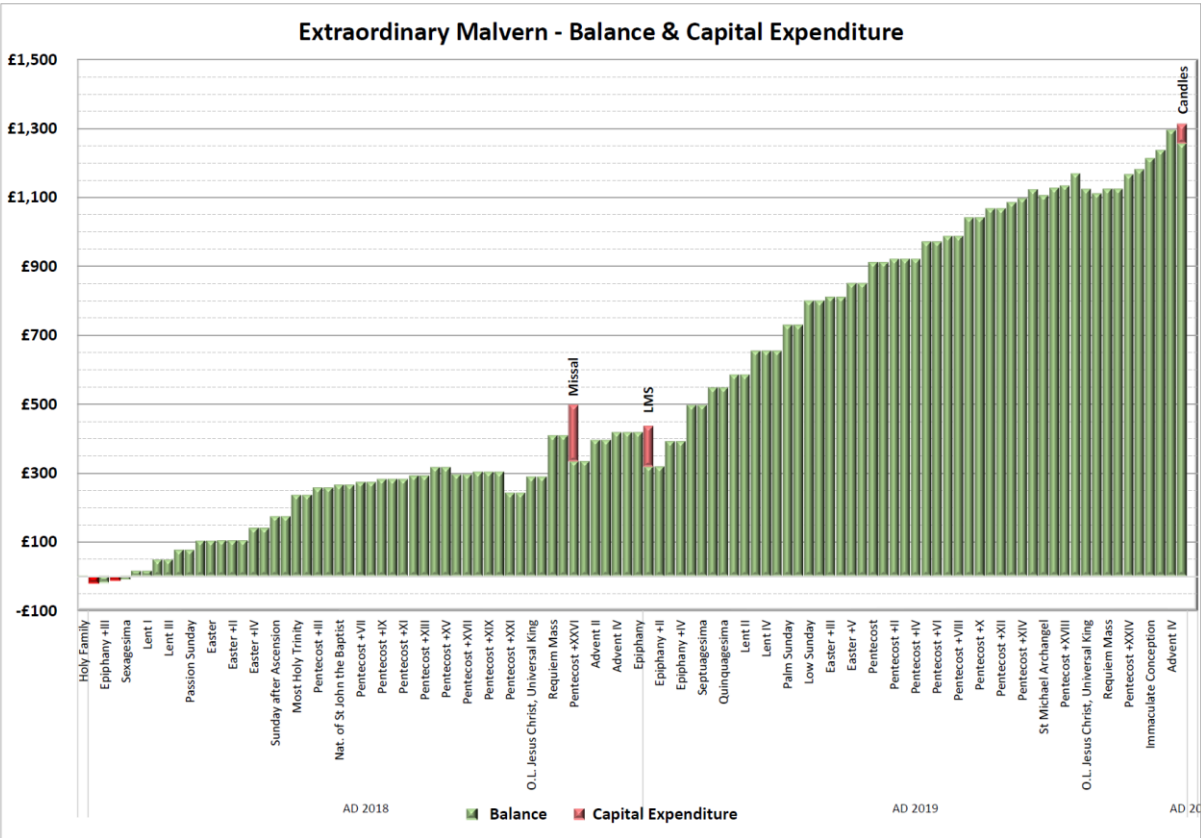
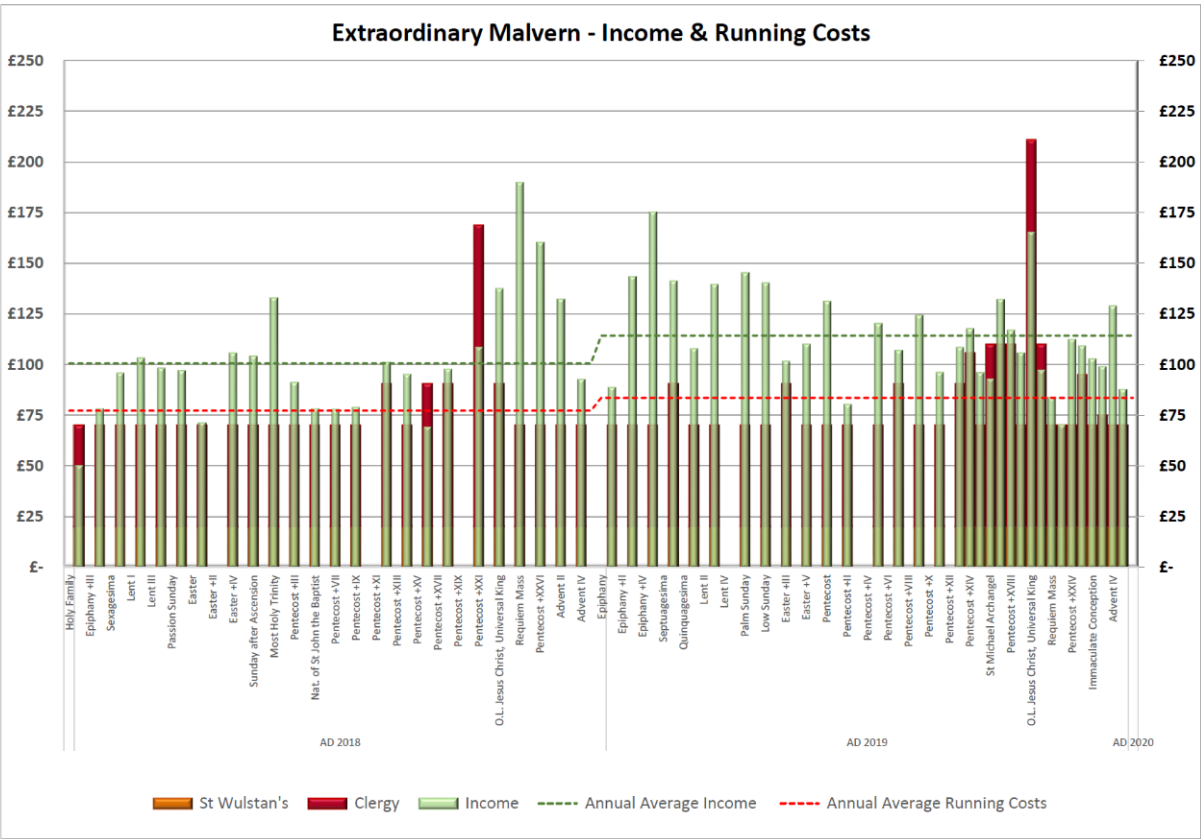
The only expense this year was in late December for candles etc. for Candlemas AD 2020 and for the parish torches which I am in the process of restoring in the hope we might have enough servers to use them sometime this year!

Summary accounts

| | AD 2019 | AD 2018 |
|---------------------------------|-------------------------|-----------------------|
| Balance brought forward: | £418.02 | – |
| Income: | | |
| Offertories | <u>£3,770.97</u> | <u>£2,513.57</u> |
| Total | £3,770.97 | £2,513.57 |
| Outgoings: | | |
| Latin Mass Society | £118.02 | – |
| Priests' stipends & expenses | £2,098.30 | £1,430.80 |
| St Wulstan's expenses | £660.00 | £500.00 |
| Capital expenditure: | | £164.75 |
| <i>Candlemas supplies</i> | <u>£56.36</u> | – |
| Total | £2,932.68 | £2,095.55 |
| Balance carried forward | <u>£1,256.31</u> | <u>£418.02</u> |

The financial year at a glance

The following graphs summarise our Sunday-by-Sunday income against expenditure over the **past two years** along with average income and average running costs (i.e. outgoings *omitting* any capital expenditure and monies remitted to LMS Head Office), followed separately by ongoing balance and capital expenditure.



Refreshments

We introduced refreshments after Mass in April, initially once a month. Having proven popular, they were extended to weekly from September. My thanks to all those who voluntarily prepare and clean up afterwards every week.

Donations for refreshments after Mass are not included in the above financial summary. Any excess after deducting our own costs (for milk & biscuits) is donated to parish hall funds to help cover the cost of hall maintenance. However we do make use of the Parish coffee and tea supplies which I estimate as having cost about £22 – so that whilst we have given £90 *gross* to the fund the *net* benefit to the Parish is approximately **£68**. Thank you once again for your generosity.

| | |
|--|----------------------|
| Income: | |
| Donations | £143.00 |
| Outgoings: | |
| Extraordinary Malvern costs (milk, biscuits) | £42.00 |
| <u>Gross Remitted to Parish</u> | <u>£90.00</u> |
| Total | 132.00 |
| Balance carried forward | <u>£11.00</u> |

| | |
|----|--|
| | Alastair J Tocher |
| T: | 01684 – 893 332 |
| W: | extraordinarymalvern.uk |
| E: | extraordinarymalvern.uk@btinternet.com |
| F: | Extraordinary Malvern |
